



Introductory sub-table (I)(a)

Name of the Company: KUMAR FOOD INDUSTRIES LIMITED			
Scrip Code, Name of the scrip, class of security:			
Quarter ended: 30/06/2015			
Partly paid-up shares:-			
	No. of partly paid-up shares	As a % of total no. of partly paid-up shares	As a % of total no. of shares of the company
Held by promoter/promoter group			0
Held by public			0
Total - D	0		0
Outstanding convertible securities:-			
	No. of outstanding securities	As a % of total no. of outstanding convertible securities	As a % of total no. of shares of the company, assuming full conversion of the convertible securities
Held by promoter/promoter group			0
Held by public			0
Total - E	0		0
Warrants:-			
	No. of warrants	As a % of total no. of warrants	As a % of total no. of shares of the company, assuming full conversion of warrants
Held by promoter/promoter group			0
Held by public			0
Total - F	0		0
Total paid-up capital of the company, assuming full conversion of warrants and convertible securities		3000000	100



Statement Showing Shareholding Pattern

Category code	Category of Shareholder	Number of Shareholders	Table (I)(a)		Total shareholding as a percentage of total number of shares		Shares Pledged or otherwise encumbered	
			Total number of shares	Number of shares held in dematerialized form	As a percentage of (A+B) ¹	As a percentage of (A+B+C)	Number of shares	As a percentage
			(IV)	(V)	(VI)	(VII)	(VIII)	(IX) = (VIII)/(IV)*100
(I)	(II)	(III)	(IV)	(V)	(VI)	(VII)	(VIII)	(IX) = (VIII)/(IV)*100
(A)	Shareholding of Promoter and							
1	Indian							
(a)	Individuals/ Hindu Undivided Family							
		6	422400	218400	14.08	14.08	0	0.00
(b)	Central Government/ State Government(s)				0.00	0.00		0.00
(c)	Bodies Corporate	14	1818700	0	60.62	60.62	0	0.00
(d)	Financial Institutions/ Banks				0.00	0.00		0.00
(e)	Any Others(Specify)				0.00	0.00		0.00
(e-i)					0.00	0.00		0.00
(e-ii)					0.00	0.00		0.00
	Sub Total(A)(1)	20	2241100	218400	74.70	74.70	0	0.00
2	Foreign							
a	Individuals (Non-Residents Individuals/ Foreign Individuals)				0.00	0.00		0.00
b	Bodies Corporate				0.00	0.00		0.00
c	Institutions				0.00	0.00		0.00
d	Any Others(Specify)				0.00	0.00		0.00
d-i					0.00	0.00		0.00
d-ii					0.00	0.00		0.00
	Sub Total(A)(2)	0	0	0	0.00	0.00	0	0.00
	Total Shareholding of Promoter and	20	2241100	218400	74.70	74.70	0	0.00
(B)	Public shareholding							
1	Institutions							
(a)	Mutual Funds/ UFI				0.00	0.00		
(b)	Financial Institutions / Banks				0.00	0.00		
(c)	Central Government/ State Government(s)				0.00	0.00		
(d)	Venture Capital Funds				0.00	0.00		
(e)	Insurance Companies				0.00	0.00		
(f)	Foreign Institutional Investors				0.00	0.00		
(g)	Foreign Venture Capital Investors				0.00	0.00		
(h)	Any Other (specify)				0.00	0.00		
(h-i)					0.00	0.00		
(h-ii)					0.00	0.00		
	Sub-Total (B)(1)	0	0	0	0.00	0.00		
B 2	Non-institutions							
(a)	Bodies Corporate	1	1000	0	0.03	0.03	0	
(b)	Individuals				0.00	0.00		



I	Individuals -i. Individual shareholders holding nominal share capital up to Rs 1 lakh	145	637800	17500	21.26	21.26	0	
II	ii. Individual shareholders holding nominal share capital in excess of Rs. 1 lakh.	10	120100	0	4.00	4.00	0	
(c)	N.R.I.(REPT & NON-REPT)				0.00	0.00		
(c-i)	Clearing House/Public Trust				0.00	0.00		
(c-ii)	Corporate Bodies - OCB				0.00	0.00		
(c-iii)	Intermediary/Other Depository A/c				0.00	0.00		
(c-iv)	Hindu Undivided Family				0.00	0.00		
(c-v)	Clearing Members				0.00	0.00		
(c-vi)	Qualified Foreign Investor -Individual							
(c-vii)	Qualified Foreign Investor-Corporate							
	Sub-Total (B)(2)	156	758900	17500	25.30	25.30		
(B)	Total Public Shareholding (B)= (B)(1)+(B)(2)	156	758900	17500	25.30	25.30		
	TOTAL (A)+(B)	176	3000000	235900	100.00	100.00		
(C)	Shares held by Custodians and against which Depository Receipts have been issued							
1	Promoter and Promoter Group					0.00		0.00
2	Public					0.00		
	Sub-Total (C)	0	0	0		0	0	
	GRAND TOTAL (A)+(B)+(C)	176	3000000	235900		100.00	0	0.00



Sr.No	Notes
1	
2	
3	
4	
5	
6	
7	
8	
9	


N.A.



(I)(b) Statement showing holding of securities (including shares, warrants, convertible securities) of persons belonging to the category "Promoter and Promoter Group"


Sr.	Name of the shareholder	Details of Shares held		Encumbered shares (*)			Details of warrants		Details of convertible securities		Total shares (including underlying shares assuming full conversion of warrants and convertible securities) as a % of diluted share capital
		Number of shares held	As a % of grand total (A)+(B)+(C)	No.	As a percentage	As a % of grand total (A)+(B)+(C) of sub-clause (I)(a)	Number of warrants held	As a % total number of warrants of the same class	Number of convertible securities held	As a % total number of convertible securities of the same class	
(i)	(ii)	(iii)	(iv)	(v)	(vi)=(v)/(iii)*100	(vii)	(viii)	(ix)	(x)	(xi)	(xii)
1	SUNANDA ARORA	132700	4.42		0.00	0.00		0.00		0.00	
2	BHAWNA KUMAR	10600	0.35		0.00	0.00		0.00		0.00	
3	SIDDHARTH KUMAR	10400	0.35		0.00	0.00		0.00		0.00	
4	DASH EXPORTS PRIVATE LIMITED	143900	4.80		0.00	0.00		0.00		0.00	
5	DIVYARTH LEASING AND FINANCE PRIVATE LIMITED	150000	5.00		0.00	0.00		0.00		0.00	
6	VITAL HOLDINGS PRIVATE LIMITED	144000	4.80		0.00	0.00		0.00		0.00	
7	BHAWNA PORTFOLIO PRIVATE LIMITED	140000	4.67		0.00	0.00		0.00		0.00	
8	VIZZY FINVEST PRIVATE LIMITED	148700	4.96		0.00	0.00		0.00		0.00	
9	KALYANI FINVEST PRIVATE LIMITED	145400	4.85		0.00	0.00		0.00		0.00	
10	PHLOX PORTFOLIO PRIVATE LIMITED	142100	4.74		0.00	0.00		0.00		0.00	
11	ELANZA INVESTMENT PRIVATE LIMITED	100000	3.33		0.00	0.00		0.00		0.00	
12	SHAKTI BHOG FOODS LIMITED	145000	4.83		0.00	0.00		0.00		0.00	
13	GOAL SECURITIES AND CREDITS LIMITED	149000	4.97		0.00	0.00		0.00		0.00	
14	SHAKTI BHOG SNACKS LIMITED	35400	1.18		0.00	0.00		0.00		0.00	
15	KDM MEDIA PRIVATE LIMITED	116100	3.87		0.00	0.00		0.00		0.00	
16	DIVYARTH KUMAR	50200	1.67		0.00	0.00		0.00		0.00	
17	FRUTO FREESH INDUSTRIES PVT. LTD.	126700	4.22		0.00	0.00		0.00		0.00	
18	DIVYARTH HEALTH CARE PVT.LTD.	132400	4.41		0.00	0.00		0.00		0.00	
19	KEWAL KRISHAN KUMAR	100	0.00		0.00	0.00		0.00		0.00	
20	KEWAL KRISHAN KUMAR	218400	7.28		0.00	0.00		0.00		0.00	
	TOTAL	2241100	74.70	0	0.00	0.00	0	0	0	0	0

(* The term "encumbrance" has the same meaning as assigned to it in regulation 28(3) of the SAST Regulations, 2011



(I)(c)(i) Statement showing holding of securities (including shares, warrants, convertible securities) of persons belonging to the category "Public" and holding more than 1% of the total number of shares

Sr. No.	Name of the shareholder	Number of shares held	Shares as a percentage of total number of shares (i.e., Grand Total (A)+(B)+(C) indicated in Statement at para (I)(a) above)	Details of warrants		Details of convertible securities		Total shares (including underlying shares assuming full conversion of warrants and convertible securities) as a % of diluted share capital
				Number of warrants held	As a % total number of warrants of the same class	Number of convertible securities held	% w.r.t total number of convertible securities of the same class	
**** NOT APPLICABLE****								



(I)(c)(ii) Statement showing holding of securities (including shares, warrants, convertible securities) of persons (together with PAC) belonging to the category "Public" and holding more than 5% of the total number of shares of the company

Sr. No.	Name(s) of the shareholder(s) and the Persons Acting in Concert (PAC) with them	Number of shares	Shares as a percentage of total number of shares {i.e., Grand Total (A)+(B)+(C) indicated in Statement at para (I)(a) above}	Details of warrants		Details of convertible securities		Total shares (including underlying shares assuming full conversion of warrants and convertible securities) as a % of diluted share capital
				Number of warrants	As a % total number of warrants of the same class	Number of convertible securities held	% w.r.t total number of convertible securities of the same class	

**** NOT APPLICABLE****



(I)(d) Statement showing details of locked-in shares

Sr. No.	Name of the shareholder	Number of locked-in shares	Locked-in shares as a percentage of total number of shares (i.e., Grand Total (A)+(B)+(C) indicated in Statement at para (I)(a) above)	PROMOTER / PROMOTER GROUP/ PUBLIC
**** NOT APPLICABLE****				



(II)(a) Statement showing details of Depository Receipts (DRs)

Sr. No.	Type of outstanding DR (ADRs, GDRs, SDRs, etc.)	Number of outstanding DRs	Number of shares underlying outstanding DRs	Shares underlying outstanding DRs as a percentage of total number of shares {i.e., Grand Total (A)+(B)+(C) indicated in Statement at para (I)(a) above}
---------	--	------------------------------	--	--

**** NOT APPLICABLE****



(II)(b) Statement showing holding of Depository Receipts (DRs), where underlying shares held by "promoter/promoter group" are in excess of 1% of the total number of shares

Sr. No.	Name of the DR Holder	Type of outstanding DR (ADRs, GDRs, SDRs, etc.)	Number of shares underlying outstanding DRs	Shares underlying outstanding DRs as a percentage of total number of shares (i.e., Grand Total (A)+(B)+(C) indicated in Statement at para (I)(a) above)
**** NOT APPLICABLE****				

